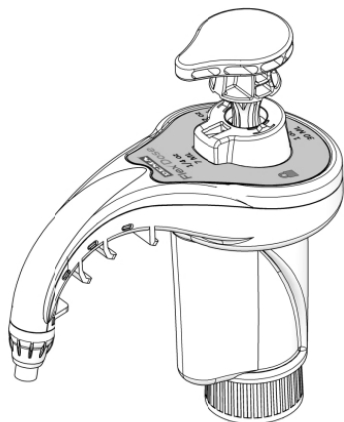
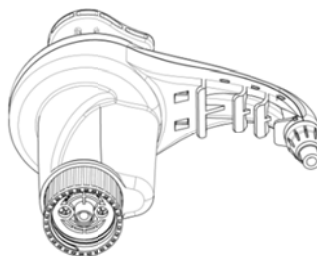


FlexDose

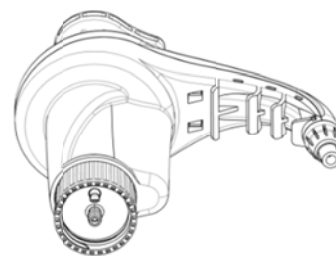
Waterless Fixed Dose Chemical Dispenser



FlexDose is an economical chemical pump. The system accurately dispenses chemical without the need of water. The FlexDose SL (SafeLink) or FlexDose (Open Container) connects to a 38ml bottle neck using the cap at the base of the pump.

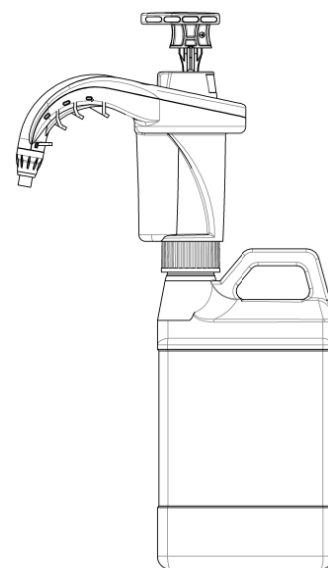


SafeLink Version



Open Container Version
(Non SafeLink)

Install the FlexDose pump by threading the cap onto the chemical bottle. There are no tools needed for this process; just hand-tighten the unit to the bottle. This will allow for a simple and secure connection, and ease of dosing.

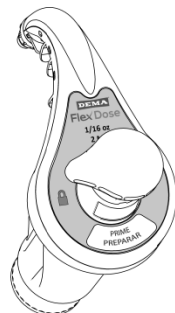


ALWAYS WEAR PROTECTIVE CLOTHING AND EYEWEAR WHEN WORKING WITH CHEMICAL PRODUCTS. FLEX DOSE PUMP IS INTENDED TO BE POINTED INTO A SPRAY BOTTLE, BUCKET/PAIL, TANK OR ANY OPEN CONTAINER. DO NOT POINT NOZZLE AT PERSON.

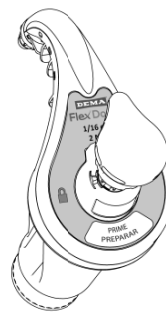
Operation

The FlexDose has several fixed dose units, from 1/16 oz., 1/8 oz., 1/4 oz., 1/2 oz. and 1 oz. All versions have a locking position to prevent accidental dosing. The diagrams below show where the handle should be positioned for the proper use of unit.

Note: The FlexDose 1/16 oz. units will have a "Prime" label to help properly prime the system. Turn the pump handle to the label, and pump until a full dose is achieved. You can then remove the "Prime" label from the unit.



Locked Position



Dosing Position



1. To actuate the pump, turn the handle to the desired dose. Then pull the handle up straight and completely. This will draw the chemical up into the dispenser.

Note: The handle must be pulled up completely to dispense chemical.

2. After the handle has been pulled up completely, press down to discharge the proper dose of chemical.



Note: The FlexDose can be placed on a hard surface such as table top or floor to be operated. Additionally, it can be hung on a pail or side of a tank and be operated.



Clean and Storage

Clean out the dispenser periodically by submerging the cap into water and follow the steps listed above in the dispensing process. This will help clean the Flex Dose to aid in accurate dosing, and cross contamination of chemicals.

Warranty

Merchandise Returns

No Merchandise will be Returned for Credit Without DEMA'S Written Permission. Returned Merchandise Authorization Number is Required in Advance of Return.

Product Warranty

DEMA products are warranted against defective material and workmanship under normal use and service for one year from the date of manufacture. This limited warranty does not apply to any products that have a normal life shorter than one year or failure and damage caused by chemicals, corrosion, physical abuse, or misapplication. Rubber and synthetic rubber parts such as "o"-rings, diaphragms, PVC tubing, and gaskets are considered expendable and are not covered under warranty. This warranty is extended only to the original buyer of DEMA products. If products are altered or repaired without prior approval of DEMA, this warranty is void. Defective units or parts should be returned to the factory with transportation prepaid. If inspection shows them to be defective, they will be repaired or replaced without charge, F.O.B. factory. DEMA assumes no liability for damages. Return merchandise authorization number must be granted in advance of returned units for repair or replacement (See "Merchandise Returns" above).