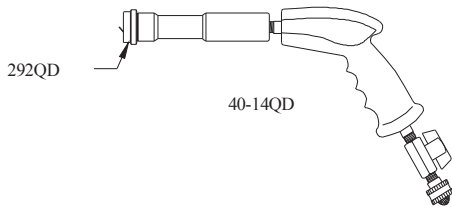
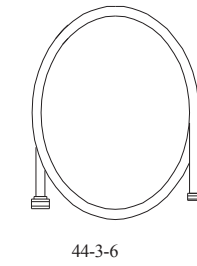
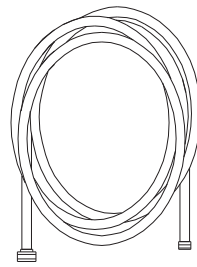
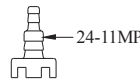
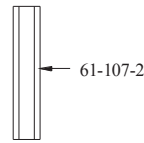
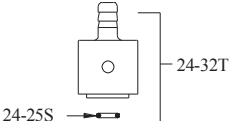
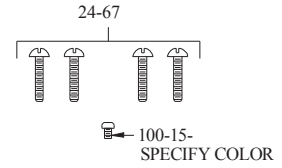
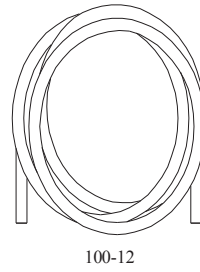
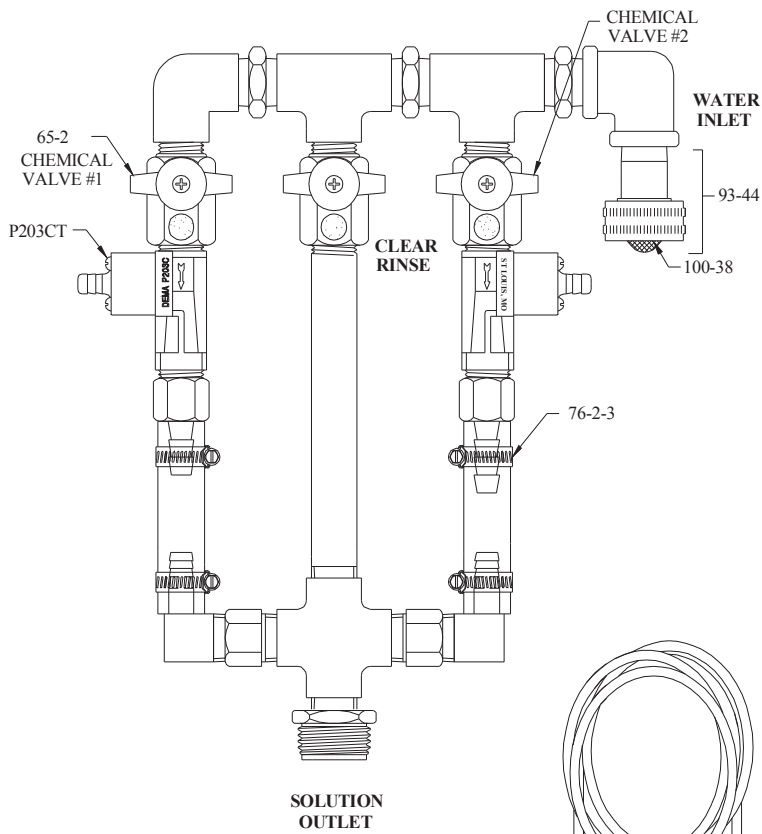
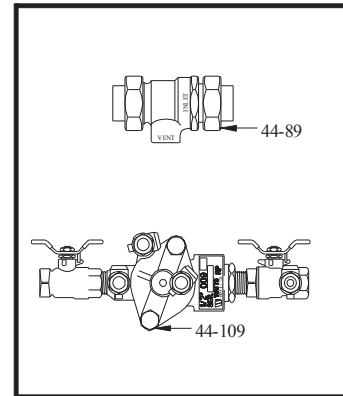


DEMA MODEL 900 MOBILE CLEANING UNIT DEMA SELECT-O-SPRAY



OPTIONAL ACCESSORIES



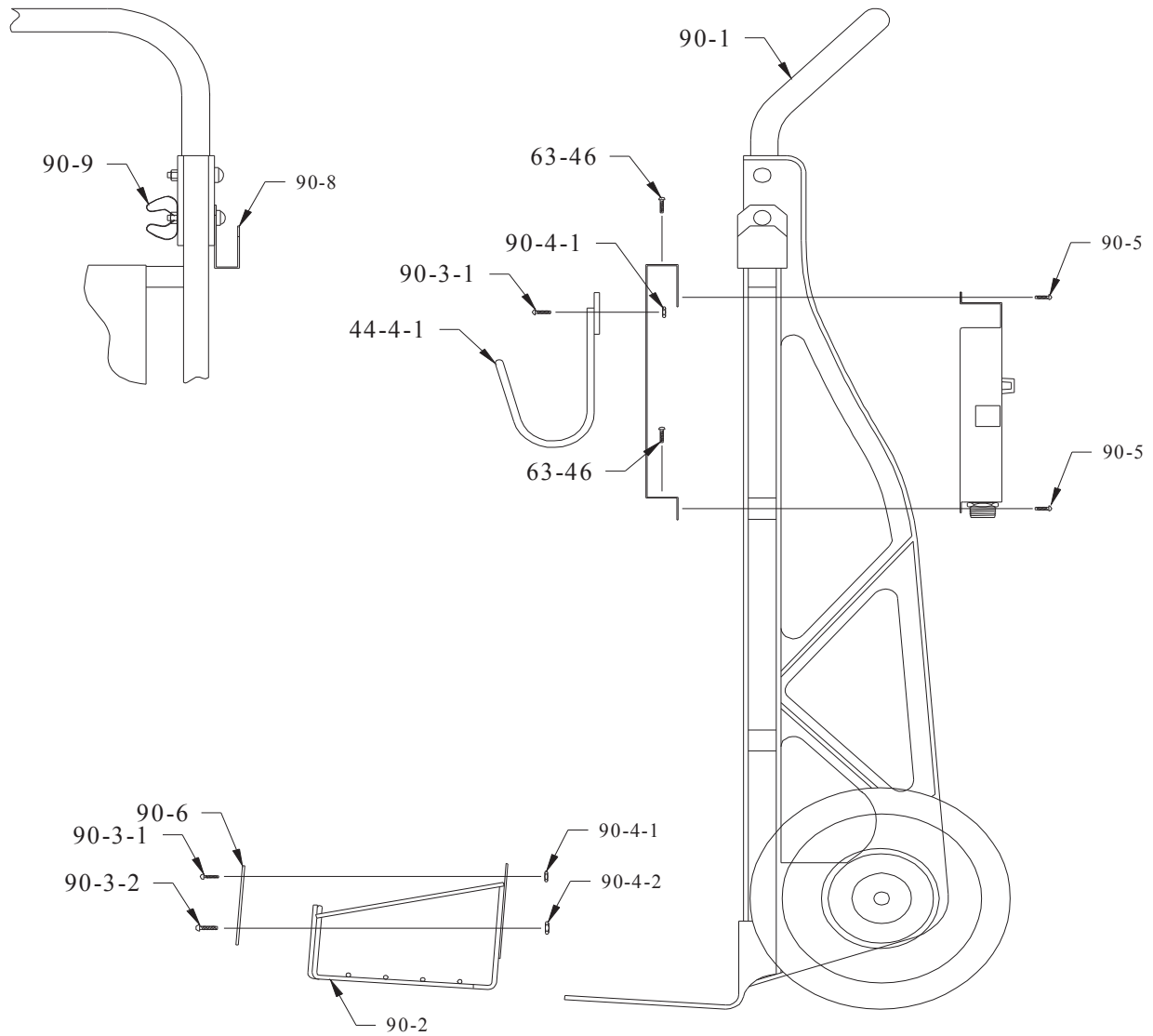
PART NO.	DESCRIPTION
24-11MP	FOOT STRAINER
24-23H	CHECK VALVE SPRING
24-24P	CHECK VALVE BALL
24-25S	CHECK VALVE O-RING
24-32T	METERING KNOB
24-34	CHECK VALVE CORE
24-67	SCREW (1" LG 4-REQD.)
24-68	VALVE BODY
25-29S	O-RING
40-14QD	HEAVY DUTY SPRAY GUN W/ DISC.
44-3	HOSE (BLACK) 25' X 1/2 ID
44-3-6	HOSE (BLACK) 6' X 1/2 ID
61-107-2	CERAMIC WEIGHT

PART NO.	DESCRIPTION
65-2	BALL VALVE
76-2-3	HOSE CLAMP
93-44	WATER INLET
100-12	VINYL TUBING 1/4ID X 8'LG
100-15-	METERING TIP SPECIFY COLOR
100-38	STRAINER WASHER
292QD	FOAM WAND W/ DISCONNECT
P203CT	INJECTOR

OPTIONAL ACCESSORIES

44-89	BACKFLOW PREVENTER (A.S.S.E. 1012)
44-109	BACKFLOW PREVENTER (A.S.S.E. 1013)

DEMA MODEL 900 MOBILE CLEANING UNIT



PART NO.	DESCRIPTION
44-4-1	HOSE RACK
63-46	PLAS SCREW (4-REQD.)
90-1	CART
90-2	BOTTLE RACK
90-3-1	#10 MACHINE SCREW (4-REQD)
90-3-2	5/16 MACHINE SCREW (2-REQD)
90-4-1	#10 HEX NUT (4-REQD)
90-4-2	5/16 MACHINE SCREW (2-REQD)
90-5	#12 SHEET METAL SCREW (4-REQD)
90-6	BOTTLE RACK BRACKET
90-8	HOSE BRACKET
90-9	SPRING CLIP