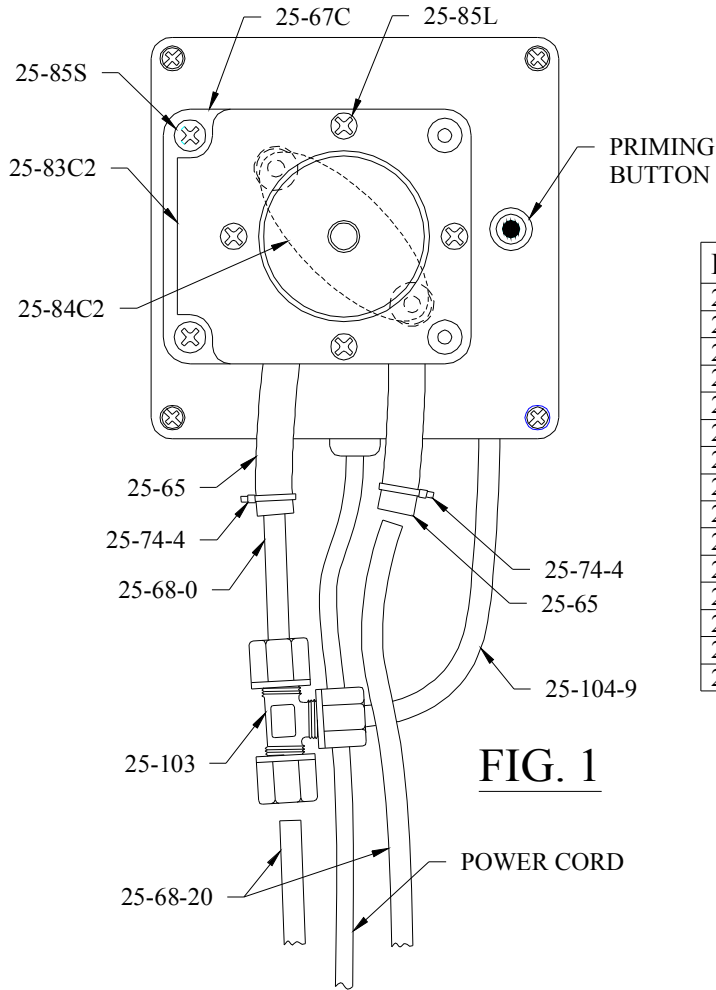


DEMA MODEL 259D DRAIN MASTER™ JUNIOR



PART NO.	DESCRIPTION
25-65CN	PUMP TUBE (NEOPRENE)
25-65CE	PUMP TUBE (EPDM)
25-65CV	PUMP TUBE (VITON)
25-66C	MOTOR
25-67C2	PUMP HEAD
25-68-0	CHEMICAL FEED TUBE
25-68-20	SUPPLY TUBE
25-74-4	TIE WRAP KIT
25-83C2	FACE PLATE
25-84C2	ROLLER BLOCK
25-85S	MACH. SCREW 1 5/8 LG
25-85L	MACH. SCREW 2 LG
25-92	VACUUM SWITCH
25-103	UNION TEE
25-104-9	VINYL TUBING X 6" LG

FIG. 1

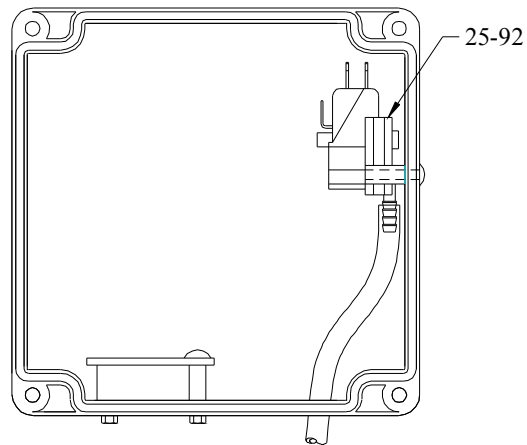
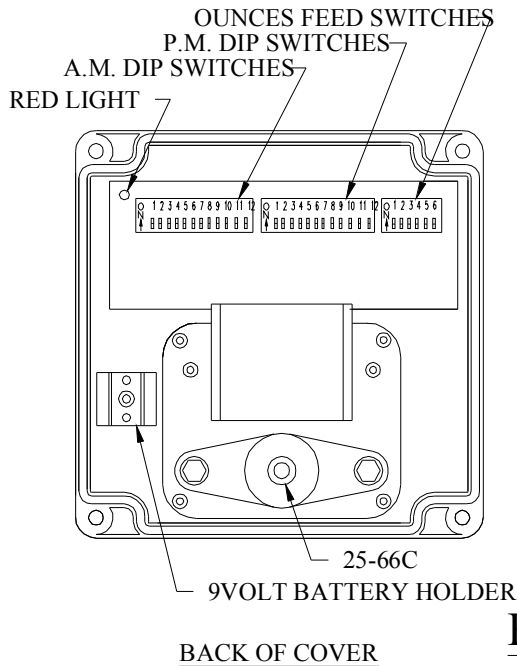


FIG. 2

BACK OF COVER

INSIDE OF UNIT