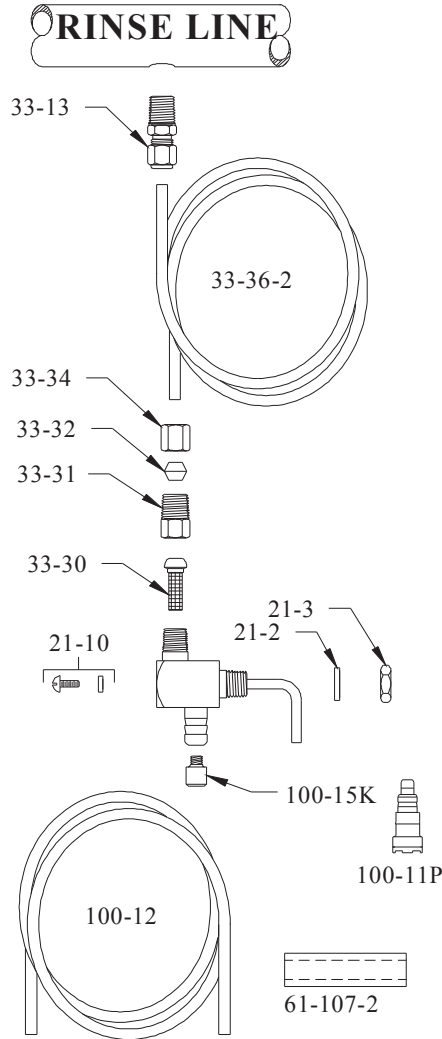
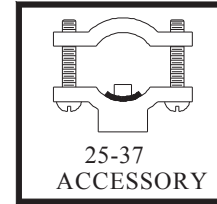


LIQUID DETERGENT FEEDER DEMA MODEL 217C-3 FOR DISHWASHERS

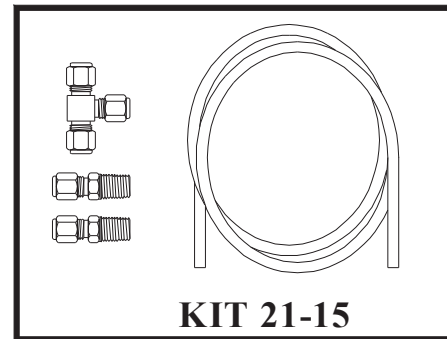
DETERGENT FEEDER MODEL 217C-3 KITS 21-15 & 21-16



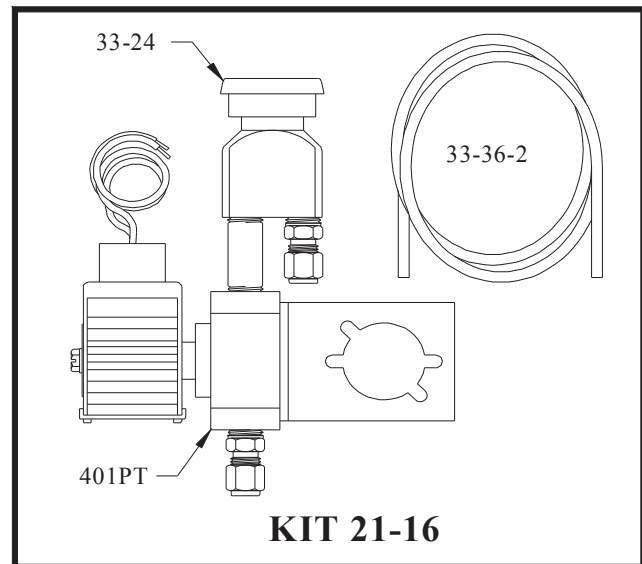
MODEL 217C-3



25-37
ACCESSORY



KIT 21-15



KIT 21-16

PART NO.	DESCRIPTION
21-2	MOUNTING GASKET
21-3	MOUNTING NUT
21-10	CLEANOUT SCREW WITH WASHER
33-13	COMPRESSION COUPLING
33-24	VACUUM BREAKER 1/4" NPT
33-30	STRAINER
33-31	ADAPTER
33-32	COMPRESSION SLEEVE
33-34	COMPRESSION NUT
33-36-2	1/4" O.D. X 48" LG COPPER TUBING
61-107-2	CERAMIC WEIGHT

PART NO.	DESCRIPTION
100-11P	FOOT VALVE
100-12	PLASTIC SUPPLY TUBING
401PT	SOLENOID VALVE (REFER TO MOD. 401P PARTS LIST)
KIT 21-15	KIT FOR FILL LINE CONNECTION- INCLUDES TUBING & FITTINGS FOR USE WITH MACHINES WHICH FILL THROUGH SEPARATE FILL LINE
KIT 21-16	KIT FOR USE WITH ELECTRICAL CONTROLLER- INCLUDES SOLENOID VALVE, SIPHON BREAKER AND TUBING. SPECIFY VOLTAGE

ACCESSORIES

25-37	SADDLE FITTING
100-15K	METERING TIP KIT