


NITRO LOW LEVEL ADAPTER KIT

81.316.14




Installation


Installing the Adapter (81.335.1)

Install the adapter on the Nitro Control Board as shown in the picture.

Find the 2 pin and 6 pin connectors shown in the picture.



Place the adapter on the connector as shown to the left. The connector for the low level sensor with the white wire should be to the left of the adapter when it is installed.




Note: The adapter has 3 connections for installation of low level sensors. It does not need to have 3 low level sensors installed to work. The following steps will specify how to connect the proper product sensor into the adapter.

Installing the Sensors

The following table specifies which product corresponds to the proper wire. Each low level connector has a black and green wire to it, but the three connectors either have a red, white, or blue wire as well. This wire will be used to specify the proper product for the connection. Use this table to connect the sensors to the proper product to receive the correct low level alarm when the chemical is not present. For more information on connecting the sensors to the chemical tubing see I1028.

KIT NO.	SENSOR TYPE
84.65.44	CAPACITIVE SENSOR W/ BARBS FOR 3/8" ID TUBING
84.65.45	CAPACITIVE SENSOR W/ 3/8" JG UNION FITTINGS FOR 3/8" OD TUBING
84.65.46	CAPACITIVE SENSOR W/ 1/4" X 3/8" JG UNION FITTINGS FOR 1/4" OD TUBING
84.65.47	CAPACITIVE SENSOR W/ 3/8" JG STEMS (3/8" JG FITTINGS NEEDED TO CONNECT HOSE NOT INCLUDED)
82.29.3	15' EXTENSION CABLE FOR SENSOR LENGTH FROM CONTROL



PRODUCT	WIRE COLOR
SANITIZER	WHITE
DETERGENT	RED
RINSE	BLUE

Operation

NO DISPENSER SETUP IS REQUIRED!

The Rinse and Sanitizer (**On the Blue and White connectors respectively**) sensors will start the audible alarm and display an alarm message when a Rinse Trigger is active with no product in the sensor for 5 seconds.

The Detergent Sensor (**On the Red Connector**) will start the audible alarm and display an alarm message when a Wash Trigger is active with no product in the sensor for 5 seconds. When using the detergent sensor in concentration mode, the alarm will not clear until the wash tank reaches concentration.

Warnings



Installation of DEMA products must meet all applicable electrical codes and regulations established by national, city, county, parish, provincial or other agencies. It is possible that electrical codes and regulations require that a certified electrical contractor or engineer perform the electrical installation. For questions, contact a certified electrician.



ALL ELECTRICAL POWER MUST BE TURNED OFF TO THE DISPENSER AND TO THE APPLIED MACHINE.



All installations must conform to local plumbing codes and use approved backflow prevention devices. A pressure indicating tee is to be installed with existing faucets according to local plumbing codes in the state of Wisconsin and any other state that requires the use of a pressure indicating tee.



ALWAYS WEAR PROTECTIVE CLOTHING AND EYEWEAR WHEN WORKING WITH CHEMICAL PRODUCTS.

Warranty

Merchandise Returns

No Merchandise will be returned for credit without DEMA'S written permission. Returned merchandise authorization number is required in advance of return.

Product Warranty

DEMA products are warranted against defective material and workmanship under normal use and service for one year from the date of manufacture. This limited warranty does not apply to any products that have a normal life shorter than one year or failure and damage caused by chemicals, corrosion, physical abuse, or misapplication. Rubber and synthetic rubber parts such as "o"-rings, diaphragms, PVC tubing, and gaskets are considered expendable and are not covered under warranty. This warranty is extended only to the original buyer of DEMA products. If products are altered or repaired without prior approval of DEMA, this warranty is void.

Defective units or parts should be returned to the factory with transportation prepaid. If inspection shows them to be defective, they will be repaired or replaced without charge, F.O.B. factory. DEMA assumes no liability for damages. Return merchandise authorization number must be granted in advance of returned units for repair or replacement (See "Merchandise Returns" above).